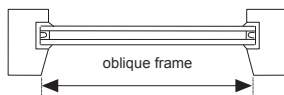


The measurement is made on the window frame:



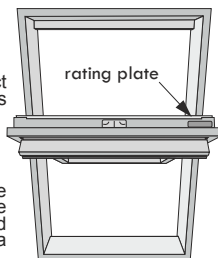
Installation for the roof window

Applies to all types of Velux blinds

It is necessary to give the exact manufacturer window details such as of the window.

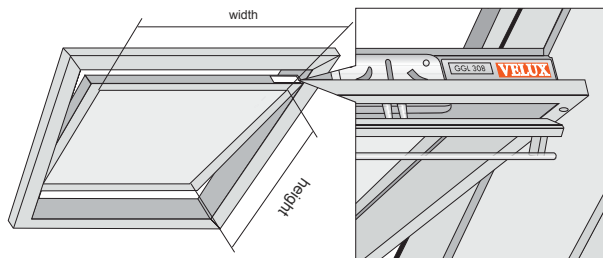
Example - see below

For the dimensions you specify the width and height measured in the edge of the roof window frame, and also make sure to check the data from the rating plate



Warning:

The roof window manufacturer's rating plate is usually located at the top to the right and is visible when the window is opened. The plate informs about window type, size and possibly year of manufacture.



Example:

Manufacturer Window type

VELUX GGL 308

Window name

Size