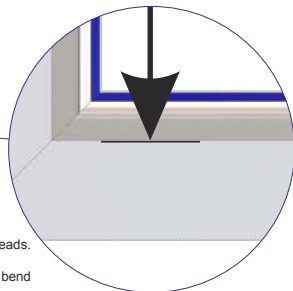
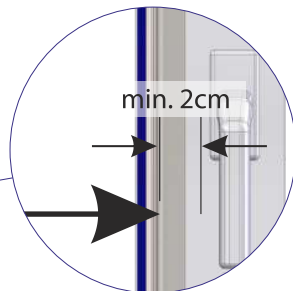
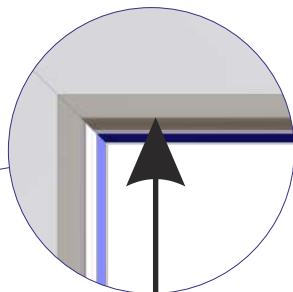
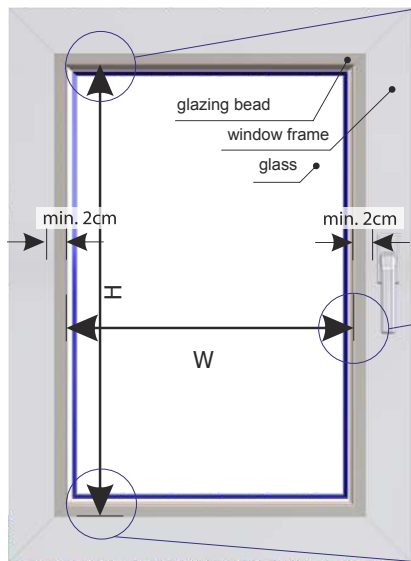
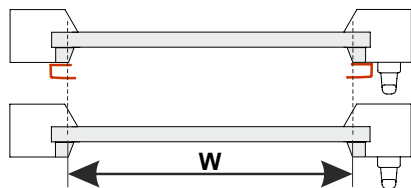


Vegas Cassette Blinds

Measures - according to the dimension of the edges



W - width

The width of the blind is measured as the width of the edges / bevels of the glazing beads.

Blind's guides should overlap the frame of the window at least 2cm from the edge / bend of the glazing bead. Note the appropriate distance from the handle.

H - height

The height of the blind edge is measured from the edge / bevel of the upper glazing bead to the outside edge of the bottom bead.